

Leon County
Investment Report
Quarter Ended December 31, 2019

Leon County
Table of Contents
Quarter Ended December 31, 2019

	<u>Page</u>
Summary Portfolio Review	
Portfolio Performance and Characteristics for the Internal and External Investment Portfolio	4
Maturity Distribution for the Internal and External Investment Portfolio	5
Asset Allocation for the Internal and External Investment Portfolio	6
Ratings Distribution for the Internal and External Investment Portfolio	8
Insight Investment Portfolio Review	
Portfolio Performance and Characteristics for the Insight Managed Portfolio	10
Maturity Distribution for the Insight Managed Portfolio	11
Asset Allocation for the Insight Managed Portfolio	12
Ratings Distribution for the Insight Managed Portfolio	14
Footnotes	15
Additional Disclosure	16

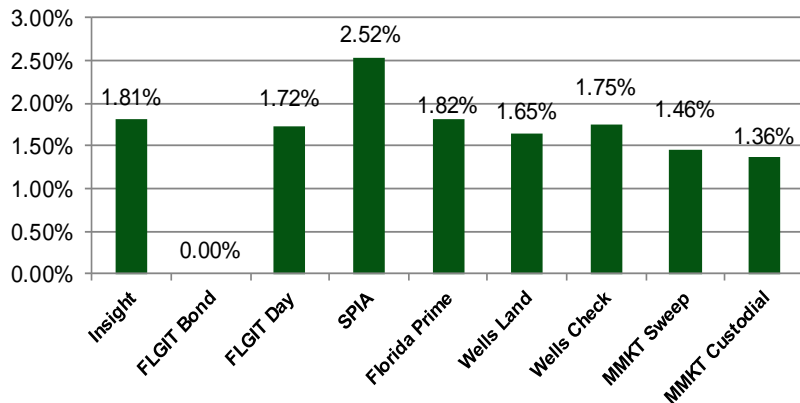
Leon County
Summary Portfolio Review
Quarter Ended December 31, 2019

Leon County

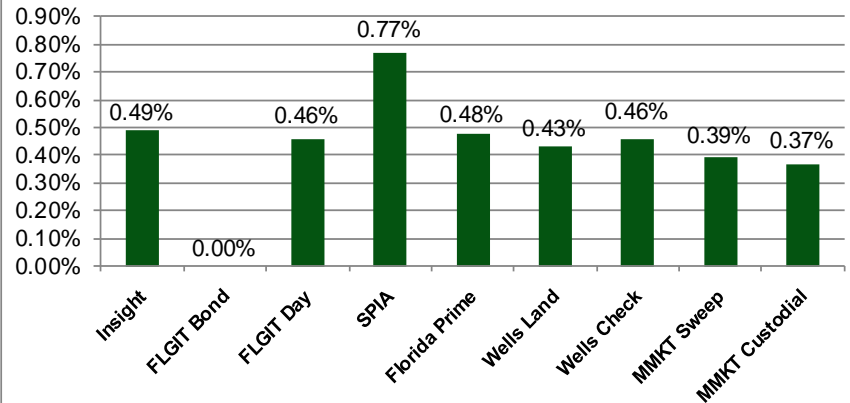
Portfolio Performance and Characteristics for the Internal and External Portfolio Quarter Ended December 31, 2019

Portfolio Name ⁽¹⁰⁾	Quarter End Balance	Quarterly Return	Yield ⁽⁴⁾	Effective Duration
Insight Managed Portfolio ⁽¹⁾	48,727,160	0.49%	1.81%	1.89
Florida Local Gov Investment Trust Bond (FLGIT) ^(2,14)	-	0.00%	0.00%	0.00
Florida Local Gov Investment Trust Day to Day (FLGIT) ^(2,14)	25,562,788	0.46%	1.72%	NA
Florida Treasury SPIA ^(2,3)	46,654,889	0.77%	2.52%	2.94
State Board of Administration Pool (Florida Prime) ^(2,14)	26,924,319	0.48%	1.82%	NA
Wells Fargo Landfill ^(2,13)	8,725,191	0.43%	1.65%	NA
Wells Fargo Checking Account ^(2,5)	4,729,720	0.46%	1.75%	NA
Money Market Holdings Sweep ⁽²⁾	34,965,760	0.39%	1.46%	NA
Money Market Holdings Custodial ⁽²⁾	95,591	0.37%	1.36%	NA
	196,385,418	0.53%	1.90%	2.40

Yield as of December 31, 2019




Quarterly Return



Leon County
Maturity Distribution for the Internal and External Portfolio
Quarter Ended December 31, 2019

Maturity Distribution	Assets	Portfolio
0-3 Months	142,749,621	72.69%
3-6 Months	9,147,913	4.66%
6-9 Months	2,093,371	1.07%
9-12 Months	3,010,697	1.53%
1-2 Years	7,714,628	3.93%
2-3 Years	10,380,681	5.29%
3-4 Years	7,152,007	3.64%
4-5 Years	3,961,707	2.02%
5-6 Years	1,533,299	0.78%
6 Years +	8,641,493	4.40%
	196,385,418	100.00%

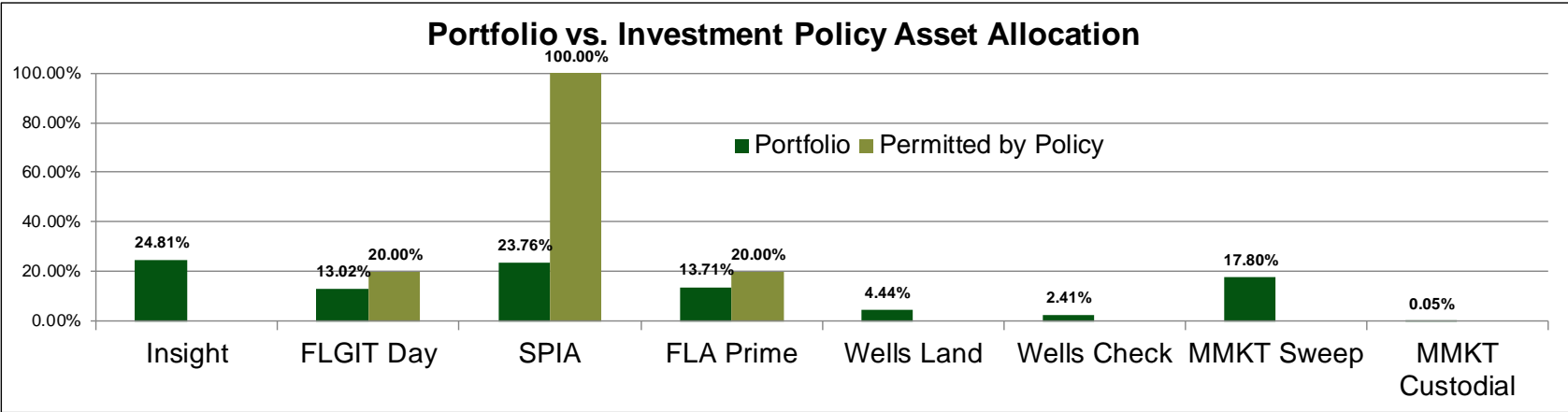
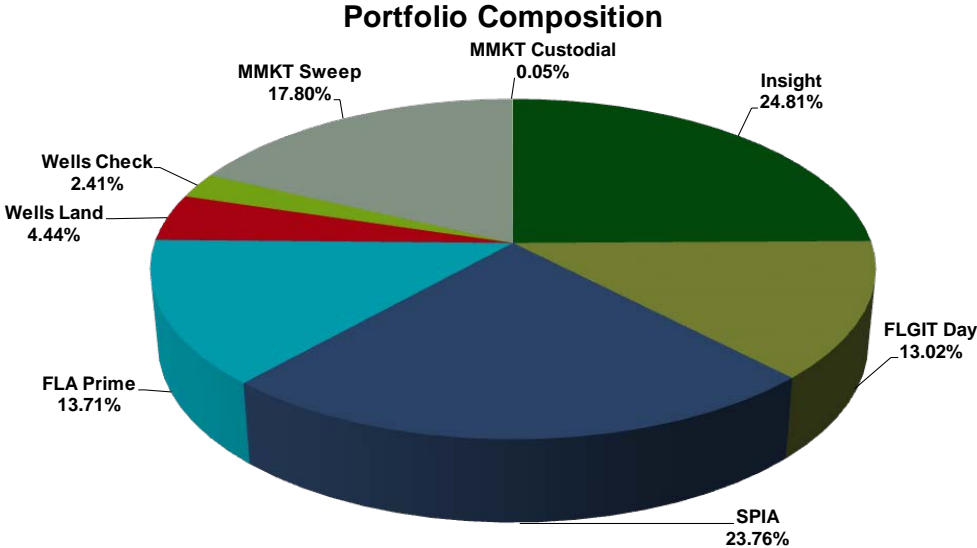
Portfolio Maturity Distribution



Leon County
 Asset Allocation for the Internal and External Portfolio
 Quarter Ended December 31, 2019

Asset Allocation	Assets	Percent of Portfolio	Policy ⁽⁶⁾
Insight Managed Portfolio	48,727,160	24.81%	NA
Florida Local Gov Investment Trust Day to Day (FLGIT)	25,562,788	13.02%	20%
Florida Treasury SPIA	46,654,889	23.76%	100%
State Board of Administration Pool (Florida Prime)	26,924,319	13.71%	20%
Wells Fargo Landfill	8,725,191	4.44%	NA
Wells Fargo Checking Account	4,729,720	2.41%	NA
Money Market Holdings Sweep	34,965,760	17.80%	NA
Money Market Holdings Custodial	95,591	0.05%	NA
Total Portfolio	196,385,418	100.00%	

Leon County Asset Allocation for the Internal and External Portfolio Quarter Ended December 31, 2019



Leon County

Ratings Distribution for the Internal and External Investment Portfolio Quarter Ended December 31, 2019

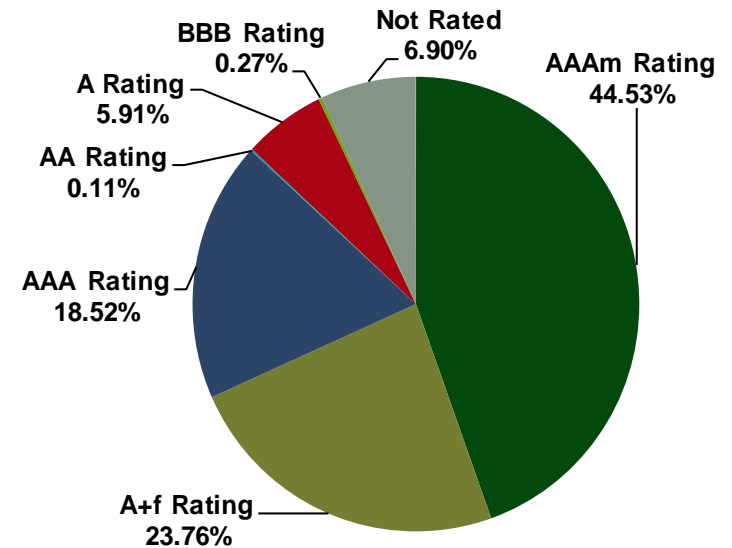
Short Term Rating Distribution

	Assets	Percent of Portfolio
AAA _m	87,452,867	44.53%
A+f	46,654,889	23.76%
	134,107,756	68.29%

Long Term Rating Distribution

AAA Rating ⁽¹¹⁾	36,370,527	18.52%
AA Rating	218,999	0.11%
A Rating	11,597,798	5.91%
BBB Rating	539,836	0.27%
BB Rating	-	0.00%
B Rating	-	0.00%
<B Rating	-	0.00%
	48,727,160	24.81%
Not Rated	13,550,502	6.90%
Total Portfolio	196,385,418	100.00%

Portfolio Ratings Allocation

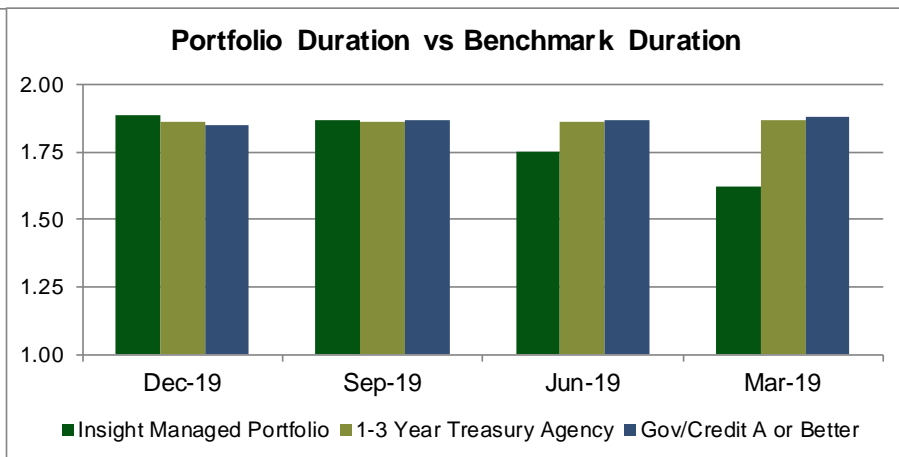
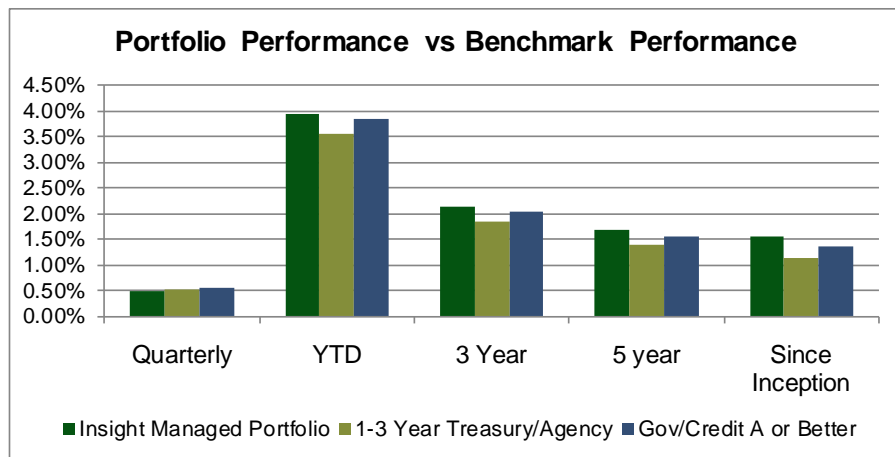


Leon County
Insight Investment Portfolio Review
Quarter Ended December 31, 2019

Leon County

Portfolio Performance and Characteristics for the Insight Managed Portfolio Quarter Ended December 31, 2019

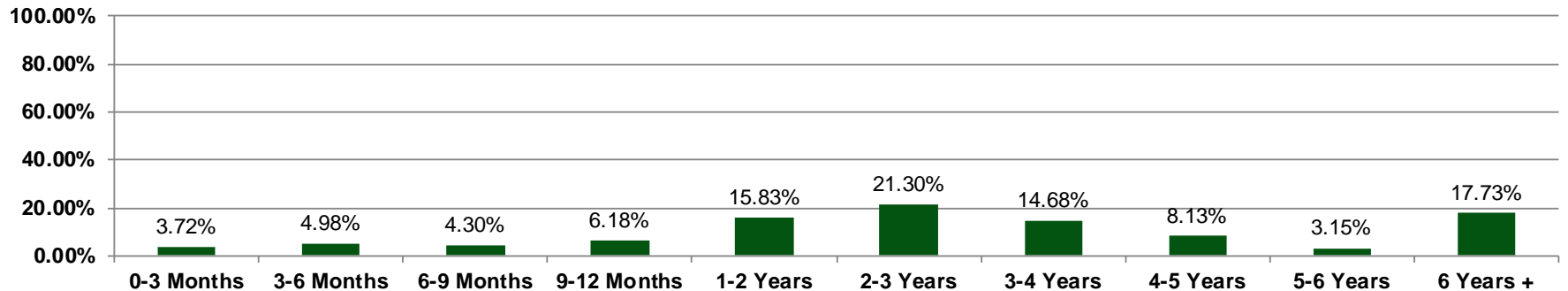
Investment Portfolio	Ending Balance					Ending Balance
Weighted Market Yield	1.81%					Securities Market Value
Weighted Yield on Cost	1.74%					48,523,454
Weighted Coupon	2.31%					Securities Accrued Interest
						203,706
						Securities Market Value w/ Accrued
						48,727,160
Performance		Quarterly	YTD	3 Year	5 year	Since Inception ⁽⁷⁾
Investment Portfolio		0.49%	3.95%	2.13%	1.67%	1.55%
1-3 Year Treasury/Agency Index		0.51%	3.55%	1.85%	1.40%	1.15%
US Corporate/Government - A or Better Index		0.56%	3.83%	2.05%	1.57%	1.36%
Duration		Dec-19	Sep-19	Jun-19	Mar-19	
Investment Portfolio		1.89 Years	1.87 Years	1.75 Years	1.62 Years	
1-3 Year Treasury/Agency Index		1.86 Years	1.86 Years	1.86 Years	1.87 Years	
US Corporate/Government - A or Better Index		1.85 Years	1.87 Years	1.87 Years	1.88 Years	



Leon County
Maturity Distribution for the Insight Managed Portfolio
Quarter Ended December 31, 2019

<u>Maturity Distribution</u>	<u>Assets</u>	<u>Percent of Portfolio</u>
0-3 Months	1,814,982	3.72%
3-6 Months	2,424,294	4.98%
6-9 Months	2,093,371	4.30%
9-12 Months	3,010,697	6.18%
1-2 Years	7,714,628	15.83%
2-3 Years	10,380,681	21.30%
3-4 Years	7,152,007	14.68%
4-5 Years	3,961,707	8.13%
5-6 Years	1,533,299	3.15%
6 Years +	8,641,493	17.73%
	48,727,160	100.00%

Portfolio Effective Maturity Distribution

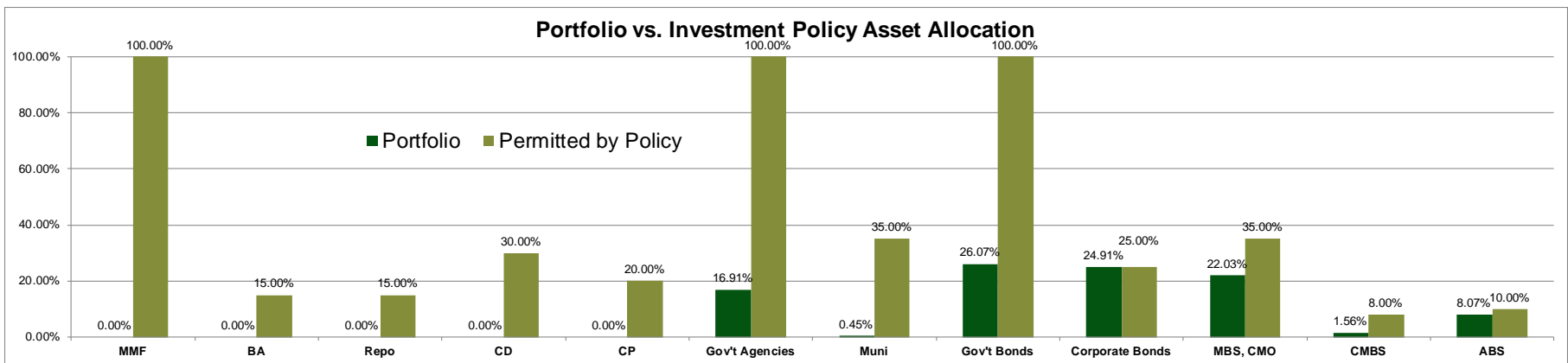
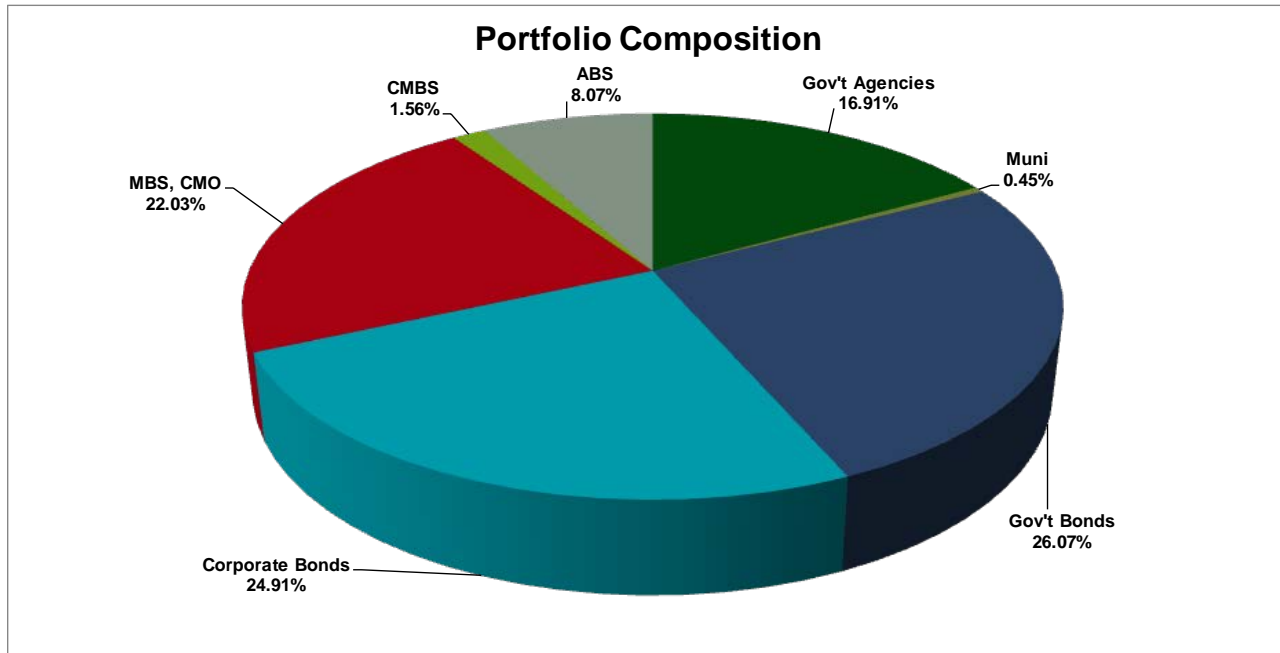


Leon County
 Asset Allocation for the Insight Managed Portfolio
 Quarter Ended December 31, 2019

Asset Allocation	Assets	Percent of Portfolio	Permitted by Policy
Money Market Funds (MMF)	-	0.00%	100%
Bankers Acceptances (BA)	-	0.00%	15%
Repurchase Agreements (Repo)	-	0.00%	15%
Certificates of Deposit (CD)	-	0.00%	30%
Commercial Paper (CP)	-	0.00%	20%
Government Agencies ⁽⁸⁾	8,238,227	16.91%	100%
Municipal/Provincial Bonds (Muni)	218,999	0.45%	35%
Government Bonds	12,705,419	26.07%	100%
Corporate Bonds	12,137,634	24.91%	25%
Mortgage Backed Bonds (MBS, CMO)	10,734,912	22.03%	35%
Govt-issued Commercial Mortgage-Backed (CMBS)	762,070	1.56%	8%
Asset Backed Securities (ABS)	3,929,899	8.07%	10%
Total Portfolio	48,727,160	100.00%	

Leon County

Asset Allocation for the Insight Managed Portfolio Quarter Ended December 31, 2019



Leon County

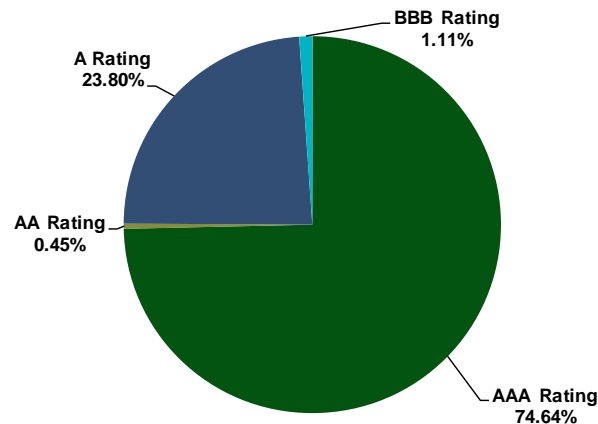
Ratings Distribution for the Insight Managed Portfolio Quarter Ended December 31, 2019

Short Term Rating Distribution

	Assets	Percent of Portfolio	Benchmark
A-1+	-	0.00%	0.00%
A-1	-	0.00%	0.00%
	-	0.00%	0.00%

Long Term Rating Distribution

AAA Rating ⁽¹⁰⁾	36,370,527	74.64%	80.39%
AA Rating	218,999	0.45%	6.59%
A Rating	11,597,798	23.80%	13.02%
BBB Rating	539,836	1.11%	0.00%
BB Rating	-	0.00%	0.00%
B Rating	-	0.00%	0.00%
<B Rating	-	0.00%	0.00%
	48,727,160	100.00%	100.00%
Total Portfolio	48,727,160	100.00%	100.00%



Leon County

Footnotes for Leon County's Internal and External Managed Investment Portfolio Quarter Ended December 31, 2019

1. Insight Investment Quarterly Return and Yield are gross of fees.
2. FLGIT, SPIA, Florida Prime and Wells Fargo quarterly return and yield are net of fees.
3. Florida Treasury SPIA Effective Duration is from the December 31, 2019 Florida State Treasury Investment Trust Report, Page 9.
4. All yields are reported on an annualized basis.
5. The Wells Fargo Checking Account represents the month end balance available for earnings credit during December 2019.
6. These limits pertain to allocation at time of purchase. The Finance Director shall have the option to further restrict or increase investment percentages from time to time based on market conditions.
7. Insight Investment began managing Leon County's investment portfolio on June 1, 2010 (inception date).
8. Includes FNMA, FHLMC, FFCB, FHLB and other U.S. Agency Securities.
9. Quarterly Total Return weighted average based on investments with available total return calculations.
10. Return and balance information for all non-Insight managed assets provided by external manager reports and Leon County Clerk of Courts
11. As of September 30, 2012, the methodology used for U.S. Treasury and U.S. Agency ratings reflects the methodology used by the benchmarks. Insight assigns all other securities the lower of Moodys and S&P ratings.
12. Quarterly Returns calculated and provided by Leon County Clerk of Courts.
13. Landfill is in SPIA & a Wells Fargo account. Total is \$9,594,204.23
14. The Policy limits investments in SBA/Florida Prime and FLGIT to 20% each pool.

Leon County Additional Disclosure

Additional Disclosure

1. Insight Investment, which is an investment adviser registered with the SEC under the Investment Advisers Act of 1940, is providing advisory services for all funds designated within the Insight Investment Portfolio.
2. This presentation is intended for use in one-on-one presentations to the prospective client only. This presentation is not intended to be used as advertising nor is it for distribution for any other prospective clients.
3. Performance comparisons will be affected by changes in interest rates. Investment returns fluctuate due to changes in market conditions. **Past performance is no guarantee of future results.**
4. This report contains information and data that (a) has been provided by third parties and (b) may have been input and calculated manually; and (ii) that the third party data within the report has not been audited for accuracy. You should therefore not rely on information contained in the report for the purpose of making decisions or taking steps which may have economic consequences without first verifying the information with the third party provider and/or Leon County Clerk of Courts. Insight North America and its affiliates accept no liability whatsoever (whether in contract, tort or otherwise), except to the extent that any such liability cannot be excluded by law, for the provision of the information described at (i) and (ii) above, contained in this report, nor for any use to which the information is put.