

Leon County  
Investment Report  
Quarter Ended June 30, 2019

Leon County  
Table of Contents  
Quarter Ended June 30, 2019

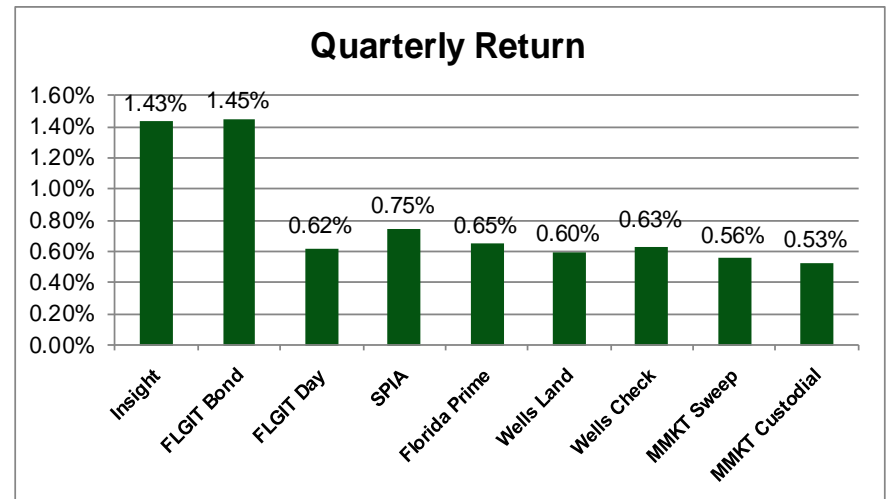
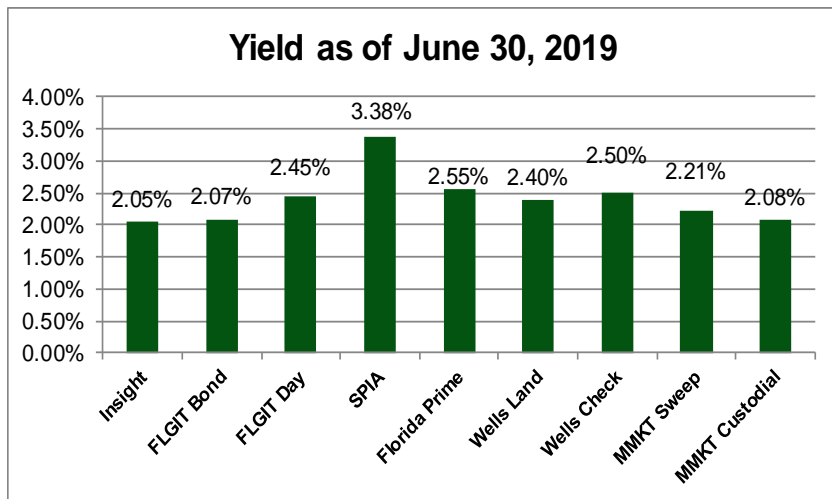
	<u>Page</u>
<b>Summary Portfolio Review</b>	
Portfolio Performance and Characteristics for the Internal and External Investment Portfolio	4
Maturity Distribution for the Internal and External Investment Portfolio	5
Asset Allocation for the Internal and External Investment Portfolio	6
Ratings Distribution for the Internal and External Investment Portfolio	8
<b>Insight Investment Portfolio Review</b>	
Portfolio Performance and Characteristics for the Insight Managed Portfolio	10
Maturity Distribution for the Insight Managed Portfolio	11
Asset Allocation for the Insight Managed Portfolio	12
Ratings Distribution for the Insight Managed Portfolio	14
<b>Footnotes</b>	15
<b>Additional Disclosure</b>	16

Leon County  
Summary Portfolio Review  
Quarter Ended June 30, 2019

# Leon County

## Portfolio Performance and Characteristics for the Internal and External Portfolio Quarter Ended June 30, 2019

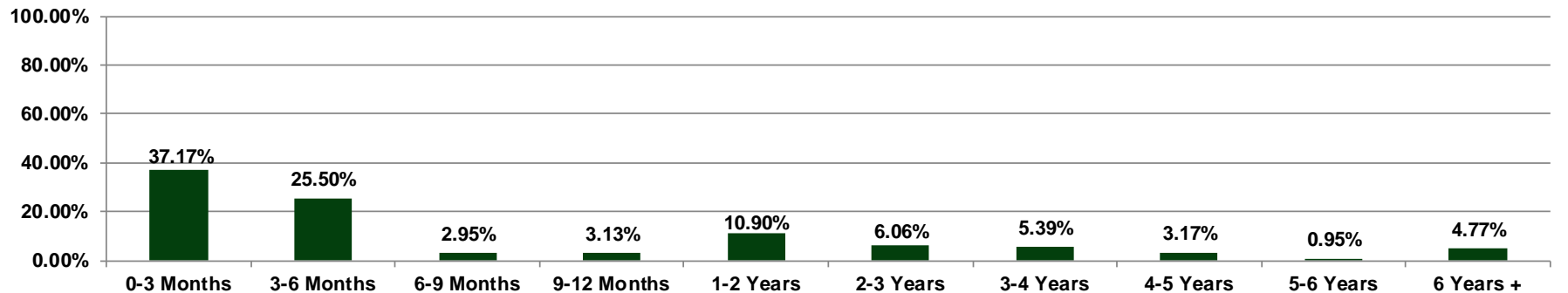
Portfolio Name <sup>(10)</sup>	Quarter End Balance	Quarterly Return	Yield <sup>(4)</sup>	Effective Duration
Insight Managed Portfolio <sup>(1)</sup>	57,971,451	1.43%	2.05%	1.75
Florida Local Gov Investment Trust Bond (FLGIT) <sup>(2,14)</sup>	6,116	1.45%	2.07%	1.82
Florida Local Gov Investment Trust Day to Day (FLGIT) <sup>(2,14)</sup>	1,001	0.62%	2.45%	NA
Florida Treasury SPIA <sup>(2,3)</sup>	30,760,492	0.75%	3.38%	2.70
State Board of Administration Pool (Florida Prime) <sup>(2,14)</sup>	20,789,958	0.65%	2.55%	NA
Wells Fargo Landfill <sup>(2,13)</sup>	7,226,036	0.60%	2.40%	NA
Wells Fargo Checking Account <sup>(2,5)</sup>	3,630,227	0.63%	2.50%	NA
Money Market Holdings Sweep <sup>(2)</sup>	15,537,308	0.56%	2.21%	NA
Money Market Holdings Custodial <sup>(2)</sup>	140,970	0.53%	2.08%	NA
	<b>136,063,559</b>	<b>0.99%</b>	<b>2.48%</b>	<b>2.08</b>



Leon County  
Maturity Distribution for the Internal and External Portfolio  
Quarter Ended June 30, 2019

Maturity Distribution	Assets	Portfolio
0-3 Months	50,568,690	37.17%
3-6 Months	34,701,988	25.50%
6-9 Months	4,014,947	2.95%
9-12 Months	4,257,883	3.13%
1-2 Years	14,834,569	10.90%
2-3 Years	8,242,654	6.06%
3-4 Years	7,335,700	5.39%
4-5 Years	4,317,502	3.17%
5-6 Years	1,294,418	0.95%
6 Years +	6,495,208	4.77%
	136,063,559	100.00%

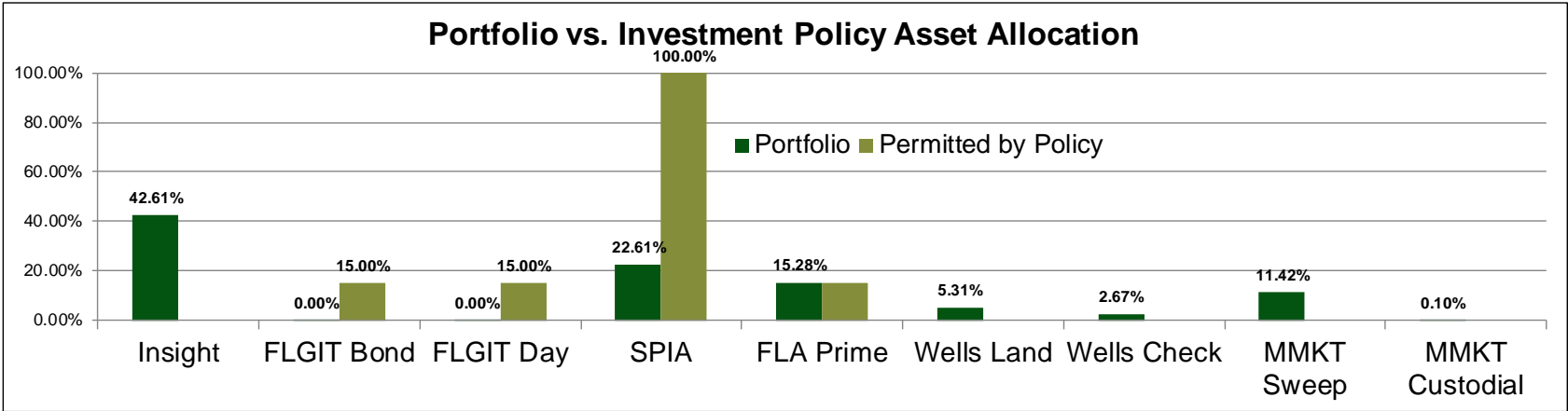
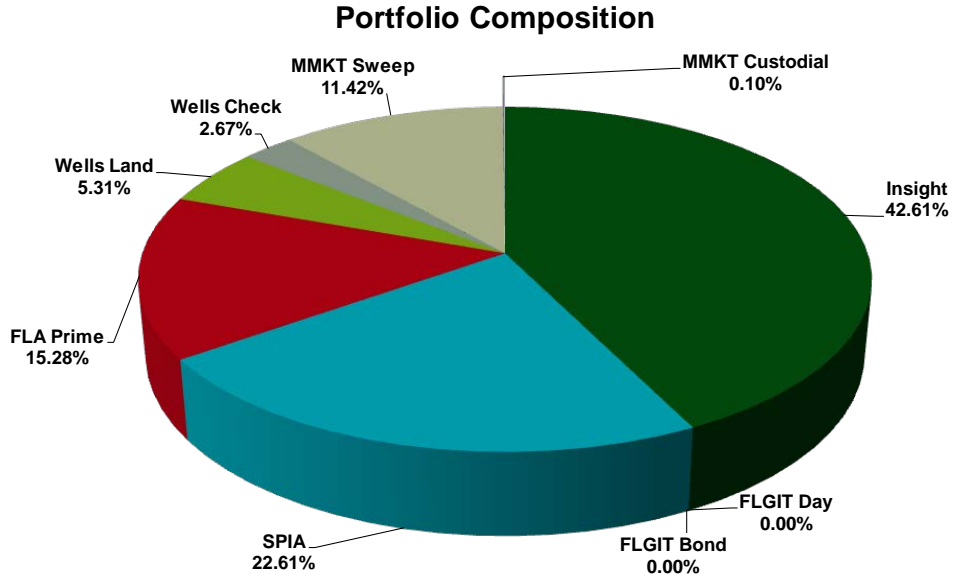
**Portfolio Maturity Distribution**



Leon County  
 Asset Allocation for the Internal and External Portfolio  
 Quarter Ended June 30, 2019

<b>Asset Allocation</b>	<b>Assets</b>	<b>Percent of Portfolio</b>	<b>Policy <sup>(6)</sup></b>
Insight Managed Portfolio	57,971,451	42.61%	NA
Florida Local Gov Investment Trust Bond (FLGIT)	6,116	0.00%	15%
Florida Local Gov Investment Trust Day to Day (FLGIT)	1,001	0.00%	15%
Florida Treasury SPIA	30,760,492	22.61%	100%
State Board of Administration Pool (Florida Prime)	20,789,958	15.28%	15%
Wells Fargo Landfill	7,226,036	5.31%	NA
Wells Fargo Checking Account	3,630,227	2.67%	NA
Money Market Holdings Sweep	15,537,308	11.42%	NA
Money Market Holdings Custodial	140,970	0.10%	NA
<b>Total Portfolio</b>	<b>136,063,559</b>	<b>100.00%</b>	

# Leon County Asset Allocation for the Internal and External Portfolio Quarter Ended June 30, 2019



# Leon County

## Ratings Distribution for the Internal and External Investment Portfolio Quarter Ended June 30, 2019

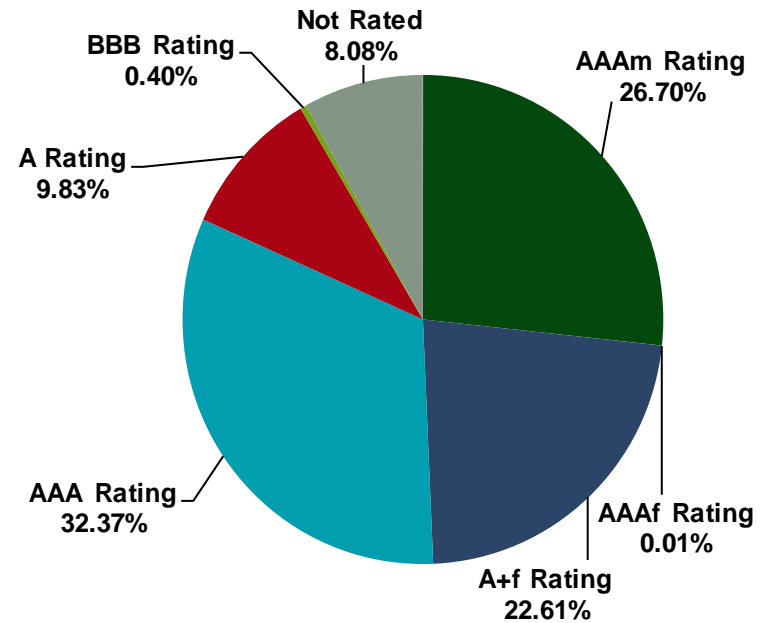
### Short Term Rating Distribution

	Assets	Percent of Portfolio
AAA <sub>m</sub>	36,327,266	26.70%
AAA <sub>f</sub>	7,117	0.01%
A <sub>f</sub>	30,760,492	22.61%
	67,094,875	49.31%

### Long Term Rating Distribution

AAA Rating <sup>(11)</sup>	44,049,946	32.37%
AA Rating	-	0.00%
A Rating	13,379,155	9.83%
BBB Rating	542,349	0.40%
BB Rating	-	0.00%
B Rating	-	0.00%
<B Rating	-	0.00%
	57,971,451	42.61%
Not Rated	10,997,233	8.08%
Total Portfolio	136,063,559	100.00%

### Portfolio Ratings Allocation



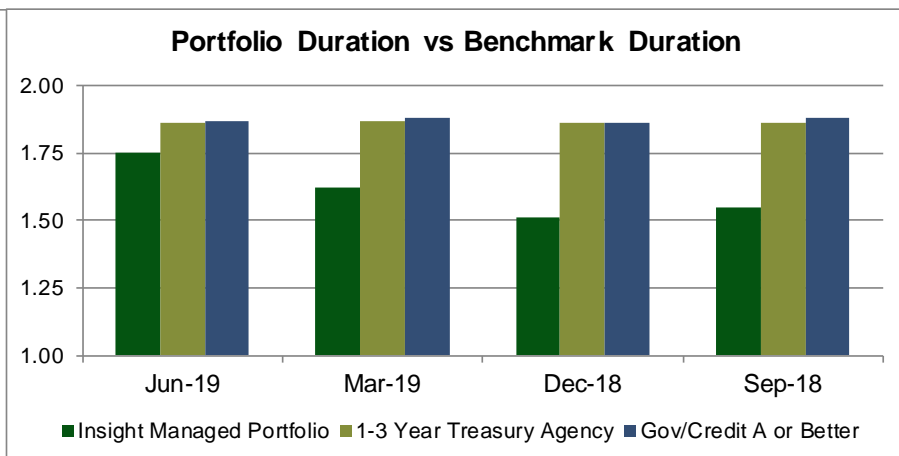
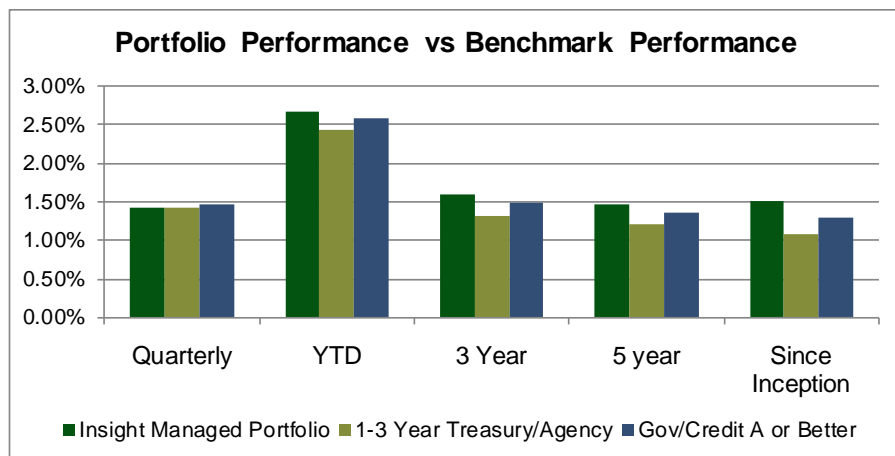


Leon County  
Insight Investment Portfolio Review  
Quarter Ended June 30, 2019

## Leon County

### Portfolio Performance and Characteristics for the Insight Managed Portfolio Quarter Ended June 30, 2019

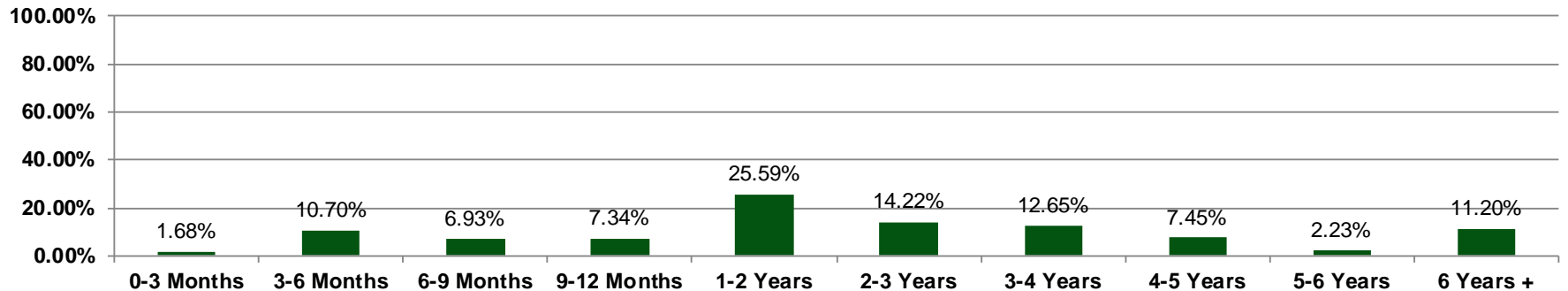
Investment Portfolio	Ending Balance					
Weighted Market Yield	2.05%					
Weighted Yield on Cost	1.78%					
Weighted Coupon	2.14%					
Investment Portfolio	Ending Balance					
Securities Market Value	57,726,853					
Securities Accrued Interest	244,597					
Securities Market Value w/ Accrued	57,971,451					
Performance		Quarterly	YTD	3 Year	5 year	Since Inception <sup>(7)</sup>
Investment Portfolio		1.43%	2.66%	1.59%	1.47%	1.50%
1-3 Year Treasury/Agency Index		1.43%	2.43%	1.31%	1.22%	1.09%
US Corporate/Government - A or Better Index		1.46%	2.59%	1.49%	1.37%	1.30%
Duration		Jun-19	Mar-19	Dec-18	Sep-18	
Investment Portfolio		1.75 Years	1.62 Years	1.51 Years	1.55 Years	
1-3 Year Treasury/Agency Index		1.86 Years	1.87 Years	1.86 Years	1.86 Years	
US Corporate/Government - A or Better Index		1.87 Years	1.88 Years	1.86 Years	1.88 Years	



Leon County  
Maturity Distribution for the Insight Managed Portfolio  
Quarter Ended June 30, 2019

<u>Maturity Distribution</u>	<u>Assets</u>	<u>Percent of Portfolio</u>
0-3 Months	973,600	1.68%
3-6 Months	6,204,970	10.70%
6-9 Months	4,014,947	6.93%
9-12 Months	4,257,883	7.34%
1-2 Years	14,834,569	25.59%
2-3 Years	8,242,654	14.22%
3-4 Years	7,335,700	12.65%
4-5 Years	4,317,502	7.45%
5-6 Years	1,294,418	2.23%
6 Years +	6,495,208	11.20%
	57,971,451	100.00%

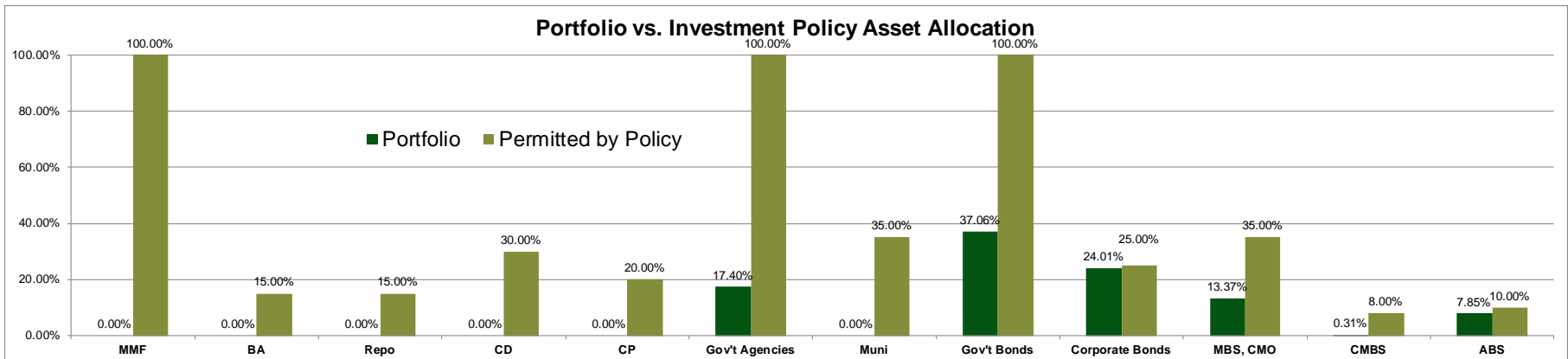
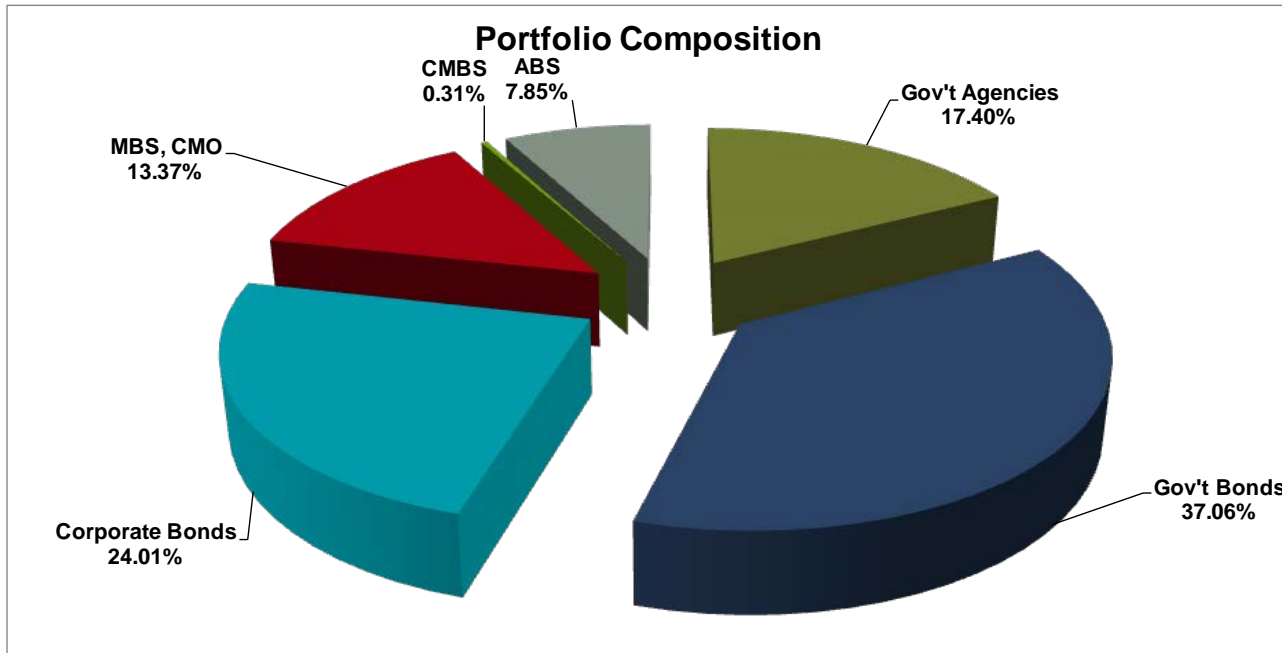
**Portfolio Effective Maturity Distribution**



Leon County  
 Asset Allocation for the Insight Managed Portfolio  
 Quarter Ended June 30, 2019

<b>Asset Allocation</b>	<b>Assets</b>	<b>Percent of Portfolio</b>	<b>Permitted by Policy</b>
Money Market Funds (MMF)	-	0.00%	100%
Bankers Acceptances (BA)	-	0.00%	15%
Repurchase Agreements (Repo)	-	0.00%	15%
Certificates of Deposit (CD)	-	0.00%	30%
Commercial Paper (CP)	-	0.00%	20%
Government Agencies <sup>(8)</sup>	10,085,449	17.40%	100%
Municipal/Provincial Bonds (Muni)	-	0.00%	35%
Government Bonds	21,482,515	37.06%	100%
Corporate Bonds	13,921,504	24.01%	25%
Mortgage Backed Bonds (MBS, CMO)	7,750,110	13.37%	35%
Govt-issued Commercial Mortgage-Backed (CMBS)	182,483	0.31%	8%
Asset Backed Securities (ABS)	4,549,389	7.85%	10%
<b>Total Portfolio</b>	<b>57,971,451</b>	<b>100.00%</b>	

# Leon County Asset Allocation for the Insight Managed Portfolio Quarter Ended June 30, 2019



# Leon County

## Ratings Distribution for the Insight Managed Portfolio

### Quarter Ended June 30, 2019

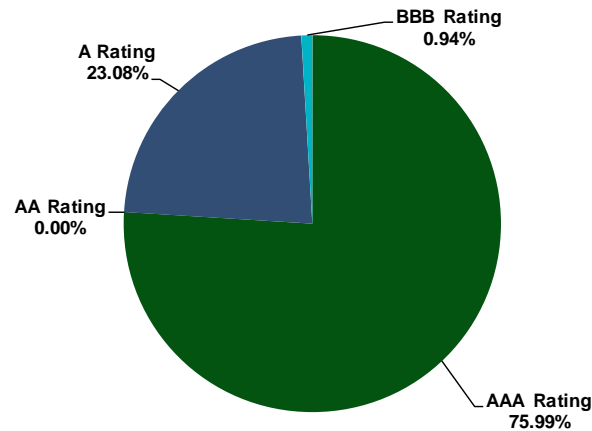
#### Short Term Rating Distribution

	Assets	Percent of Portfolio	Benchmark
A-1+	-	0.00%	0.00%
A-1	-	0.00%	0.00%
	-	0.00%	0.00%

#### Long Term Rating Distribution

AAA Rating <sup>(10)</sup>	44,049,946	75.99%	79.34%
AA Rating	-	0.00%	7.43%
A Rating	13,379,155	23.08%	13.23%
BBB Rating	542,349	0.94%	0.00%
BB Rating	-	0.00%	0.00%
B Rating	-	0.00%	0.00%
<B Rating	-	0.00%	0.00%
	<b>57,971,451</b>	<b>100.00%</b>	<b>100.00%</b>
	<b>57,971,451</b>	<b>100.00%</b>	<b>100.00%</b>

Total Portfolio



# Leon County

## Footnotes for Leon County's Internal and External Managed Investment Portfolio Quarter Ended June 30, 2019

1. Insight Investment Quarterly Return and Yield are gross of fees.
2. FLGIT, SPIA, Florida Prime and Wells Fargo quarterly return and yield are net of fees.
3. Florida Treasury SPIA Effective Duration is from the June 30, 2019 Florida State Treasury Investment Trust Report, Page 9.
4. All yields are reported on an annualized basis.
5. The Wells Fargo Checking Account represents the month end balance available for earnings credit during June 2019.
6. These limits pertain to allocation at time of purchase. The Finance Director shall have the option to further restrict or increase investment percentages from time to time based on market conditions.
7. Insight Investment began managing Leon County's investment portfolio on June 1, 2010 (inception date).
8. Includes FNMA, FHLMC, FFCB, FHLB and other U.S. Agency Securities.
9. Quarterly Total Return weighted average based on investments with available total return calculations.
10. Return and balance information for all non-Insight managed assets provided by external manager reports and Leon County Clerk of Courts
11. As of September 30, 2012, the methodology used for U.S. Treasury and U.S. Agency ratings reflects the methodology used by the benchmarks. Insight assigns all other securities the lower of Moodys and S&P ratings.
12. Quarterly Returns calculated and provided by Leon County Clerk of Courts.
13. Landfill is in SPIA & a Wells Fargo account. Total is \$9,320,206.11
14. The Policy limits investments in SBA/Florida Prime and FLGIT to 15% each pool. Effective 7/9/19 the Board approved a Policy change to increase these limits to 20% each pool.

# Leon County Additional Disclosure

## Additional Disclosure

---

1. Insight Investment, which is an investment adviser registered with the SEC under the Investment Advisers Act of 1940, is providing advisory services for all funds designated within the Insight Investment Portfolio.
2. This presentation is intended for use in one-on-one presentations to the prospective client only. This presentation is not intended to be used as advertising nor is it for distribution for any other prospective clients.
3. Performance comparisons will be affected by changes in interest rates. Investment returns fluctuate due to changes in market conditions. **Past performance is no guarantee of future results.**
4. This report contains information and data that (a) has been provided by third parties and (b) may have been input and calculated manually; and (ii) that the third party data within the report has not been audited for accuracy. You should therefore not rely on information contained in the report for the purpose of making decisions or taking steps which may have economic consequences without first verifying the information with the third party provider and/or Leon County Clerk of Courts. Insight North America and its affiliates accept no liability whatsoever (whether in contract, tort or otherwise), except to the extent that any such liability cannot be excluded by law, for the provision of the information described at (i) and (ii) above, contained in this report, nor for any use to which the information is put.